



TWIN CITY QUILTERS GUILD

www.twincityquiltersguild.org

June 1, 2011

Volume 22, Number 6

GUILD OFFICERS

President:

Donna Mileham
694-7655
weaver@roadrunner.com

Vice President

Joan Rockenbrock
694-5732
rockenbrockj@aol.com

Secretary:

Sandra Woolson-VanDette
861-6729
smwoolson@att.net

Corresponding Secretary/Sunshine:

Cheryl Shoemaker
731-2861
cshoemaker@frontiernet.net

Treasurer:

Linda Berwaldt
693-8096
lynber@roadrunner.com

Social:

Delores Lange 692-8316
Maryellen Cowell, 693-8138
Ann Calinski, 688-1871

Newsletter:

Wendy Mangrum
694-4459
wsmangrum@roadrunner.com

Deadline:

Third Monday of each month.
All members are encouraged to participate.

Dear Quilting Friends,

Loose threads. Now there's a topic for discussion. It could mean that something is about to fall apart or that it needs to be cleaned up and organized some more. For me, right now, it means I need to get back to a scheduled life and concentrate on what needs to be done! It seems that I have been without too many guidelines while on vacation and now I am having trouble sticking to just one topic! So, here are some of my Loose Threads:

We're having a Board Meeting this week and we have many things to discuss. I will keep you informed at our next meeting. We may be tapping some of you for a few short term committee jobs.

Our bank account improved as a result of the quilt show. **That's good news.** Now we need to think about how it should be used and for what purpose. We will ask for your input.

Our Guild Constitution needs to be reviewed and possibly revised. I'd like to see us develop a Mission Statement which will define what we do and what we stand for. Any volunteers?

I'm sure most of us live on budgets. Very few of us have extra funds anymore! Our Guild budget needs to be examined and changes will most likely be made.

Charity projects are always there for us to work on. Remember, a member in good standing participates in Project Linus, serves on a committee and pays their annual dues. Not too much to ask for what we get in return, is it?

Those are just a few of my Loose Threads. I have many more. **Just do me a favor. If you see a loose thread on me, don't pull it.** I might just fall apart!

Looking forward to seeing you soon,

Donna

Here is the schedule for the 2011 Twin City Quilt Guild Programs

Please save this page for future reference and so that you don't miss out on a class you wish to take. Remember these programs are for your benefit and your continuing education. And remember that Joanie always plans lunch


















June 1	Program:	White Elephant Sale – Last names A – L. with the Nation winner of Make It With Wool Contest winner. She will show us her handiwork
June 18	Workshop:	Professional Tote – Rene Harbison WCC 9:00am-4:00pm
July 6	Program:	Christmas in July
August 3	Program:	Picnic
Sept. 7	Program:	Tai Chi Master
Sept 17	Project Linus	WCC 9:00 am – 4:00 pm
Sept. 23	Trunk Show	Joan Shay of Petal Play WCC 7:00 – 9:00
Sept 24	Workshop	Joan Shay Petal Play WCC 9:00am – 4:00pm
Oct 5	Program:	Weavers Guild
Oct 8	Workshop:	Details to be finalized
Nov 2	Program:	Lace Guild
Nov 19	Workshop:	UFO
Dec 7	Program:	Christmas Party
Dec 10	Workshop:	UFO



Hosts for June

Sandy Wardour
Ricki Por
Jill MacDougall
Carol Carney
Sue Montalbo
Kathy Reitz
Margaret Landon
Peggy Jankowski

Dru Lis
Vivian Logan
Diane Wekenmann
Jean Roberto
Greg Mangin
Esther Stoeckel
Joyce Morris

◀ May							~ June 2011 ~							July ▶						
Sun			Mon			Tue			Wed			Thu			Fri			Sat		
									1 WCC – 6:30 pm guild meeting White Elephant A-L- last name			2			3 Sharon Siejka 			4		
5			6 Peggy Jankowski 			7 Carol Norris 			8			9			10 Nancy Schreckengost 			11		
12 Kathy Vitthuhn 			13			14 Flag Day 			15 Kathleen Reitz 			16			17			18 Workshop – Rene Harbison – Professional Tote 9 am – 4 pm Rose Bruno 		
19 Father's Day 			20			21 Summer Begins 			22 Jeannine Ellis 			23 Dru Lis 			24			25 Ann Calinski 		
26 Linda Goodine 			27			28 Ricki Por 			29			30 Sharon Sacco 			Notes:					

Block of the Month for 2011 www.quilterscache.com.

June – Joseph's Delight

August – After The Summer

October – Arrowhead Puzzle

July – 1930's Square

September – My Blue Heaven

November – Signature Chain

Fat Quarters for 2011

June: neutrals...wouldn't it be great to have a variety of beiges and grays?

July: Patriotic prints...let's run them up the flagpole

August: Yikes! Stripes! Any color or size will do.

September: Love those batiks!

October: Blue, blue, we all love blue...any shade will do.

Twin City Quilter's Guild Meeting Minutes – May 4, 2011

Tonight's program is the Elephant Sale. Tonight members that are selling with the last name initial beginning with M-Z. Next month will be A-L.

Donna thanked Nancy Schreckengost and her chairs for a great Quilt Show. There were 657 people that came to the Quilt Show. Also thanked Joanie for taking over last month's meeting while Donna was on vacation. And thanked the 14 people that came to Project Linus Day. Donna thanked Diane Brodfuehrer & Sue Skinner for all their hard work with Project Linus.

Acknowledge the May birthdays and refreshments were served.

COMMITTEE REPORTS:

Program Committee: May 14, 2011 is UFO day from 9:00 am to 3:00 pm. Professional Tote class on June 18, 2011 9:00 am to 4:00 pm. July meeting will be Christmas in July. August will be the annual Picnic meeting.

Challenge - Jeannie Ellis - This year's challenge quilt is called "Sweet Melody".

Wheelchair walker bags- Joann Pietrzykowski- Kits are available.

Cookbooks – Karen Rowles - The total sold of cookbooks is 837 with a total profit of \$4,426.00.

CHARITY:

Linus Project: Diane Brodfuehrer & Sue Skinner – There are kits available tonight to take home and do. There were 45 quilts donated tonight, for a total of 3646 quilts so far.

Sunshine-Cheryl Shoemaker – is collecting Christmas stockings.

Pink Ribbon Comfort Pillows & Chemo Caps: Patty Kuriscak- The total for Comfort Pillows is 1919 and for the Chemo Caps it was 458 to date.

Patriotic items/pillowcases & cat mats – Karen Rowles – Still collecting and kits are available.

OLD BUSINESS:

Silver Star Award goes to Diane Brodfuehrer for all her hard work with Project Linus and other projects she does. Great Job Diane!!!

NEW BUSINESS: Amherst Museum Quilters Guild is having Christine Schultz on May 20, 2011, Thursday at 7:00 pm at the Museum for a lecture, free of charge. On Friday, May 21, 2011 from 10:00 am – 4:00 pm a class which cost \$40.00. Email kquilt17@yahoo.com with questions or sign up.

September 14-17, 2011 - The 37th Quilters Seminar will be from 10:00am – 4:00 pm. There will be door prizes.

We will continue to mail the newsletter out to the members that do not have an email address.
Show and share

BOM: 29 won by Kelly Urtel

FAQ: 21 won by Barb Kanaley

50/50: \$48.50 won by Nancy Schreckengost

Respectfully submitted by Sandy Woolson-VanDette, Recording Secretary



Pink Ribbon Projects Comfort Pillows & Chemo Caps for Breast Cancer Patients

Collected at last meeting: **Comfort Pillows – 86**
Chemo Hats -- 30 (20 sewn & 10 knitted)

Latest distribution counts: **Comfort Pillows – 2,005; Chemo Hats -- 478**

Special Thank you's to:

Sandy Wardour and grandson, **Mikey**, for making **64 pillows** last month – Wow!!!
June Roetzer for taking pillows and hats to Buffalo Medical Group & RPCI, Williamsville
Jeannine Ellis for taking chemo hats to Erie County Medical Center
Linda Goodine for taking pillows and hats to Dr. Bauer, Breast Care of WNY
Everyone who have been taking and returning the kits of chemo caps each month!

Remember, at every meeting the following are available:

Bags of stuffing/polyfil for the comfort pillows and the pattern for the comfort pillows
Kits with a pair of chemo caps that need only to be sewn (fast and easy!!!)
Patterns for all styles of chemo caps (knitted, crocheted, and sewn)

Thank you for your continued support of this charitable project -- **the need is never-ending!**

With deep appreciation,
Patty Kuriscak & Linda Goodine

Diane Brodfuerer suggests the following internet site:

www.sharonschamber.com/free%20stuff/images/binding%20classpdf

If anyone knows of a site that would be of interest to quilters, please let me know.

Linus Total – Received 45 blankets at the May meeting making our total 3646.
Please keep up the good work.

Message from Karen McMurdo:

2011 Raffle Quilt - First and foremost I would like to thank my committee for all their hard work. Penny was so kind as to do the quilting for the guild. I am sure we all appreciate her hard work and time. I would also like to thank all the member who sold the tickets to make it a huge success. The proceeds went to TCCO and the North Tonawanda Food Pantry for a total of @2,141.00. They will be at the June meeting for photo and publicity for the guild. The winner of the quilt was Debbi Oswald and the ticket was sold by Marilyn Wittkowsky (one of our own). Thank you once again for your support in our charity work.

Chestnut and Vine Workshop

For all of those who have signed up for the Chestnut and Vine Block of the Month from Patchwork Garden – please remember that we will have our 2nd Lecture /Demo from Joan on Wednesday June 1, 2011 at 5:30 pm before the June meeting.

Joan will bring Block #3 and Block #4 for each person who has signed up at a cost of \$25.99 each. You can pay for and take just Block #3 and pick up Block #4 from the store OR you can pay for and take both blocks.

Joan will be lecturing on both Block #3 and Block #4 on June 1st.

Ribbons Received at Our April Quilt Show.

Deb Marshall – Wearable Art - Jacket

Kelly Urtel – Best hand quilted Small Project (baby quilt for her grandchild)

Joan Rockenbrock – Best Machine Piecing – Large Quilt – Portabello Market

Linda Smyth – Judges Choice – Hunter's Star

Karen McMurdo – Vendor's Choice – The Gathering

Karen McMurdo – Best Home Décor – Kin Diehl's Yo-yo Table Runner

Charles Rhodes – Viewer's Choice – Northern Lights

Carole Anderson – Best Large Quilt – hand pieced – Grandmother's Flower Garden

Cindy Huebacher -0 Best Small Quilt – Batik Poppy – Twilight in the Garden

Linda Szmada – Judge's Choice – Four Patch Pozey Patch

Carol Carney - 2 Vendor's Choice Awards – Grandma's Flower Garden & Remember Grandma

If I missed anyone I apologize. Please let me know so I can add them in the next newsletter.



The photo on the left is Deb Marshall's President Quilt and her ribbon winning jacket, wearable art. The photo on the right is Karen McMurdo with her ribbon winning quilt.

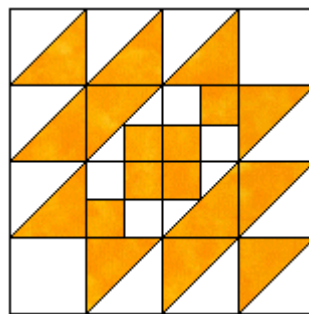
From Nona Goodrich

Here is a quick way to make half square triangles. Missouri Quilt Co.

You need 2 5" squares (or any size you need). Place right sides together. Sew around all edges $\frac{1}{4}$ ". Cut apart on both diagonal lines and you will have 4 $\frac{1}{2}$ " square triangles.

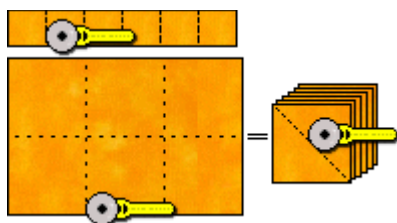
Joseph's Delight

This makes a 12" block!

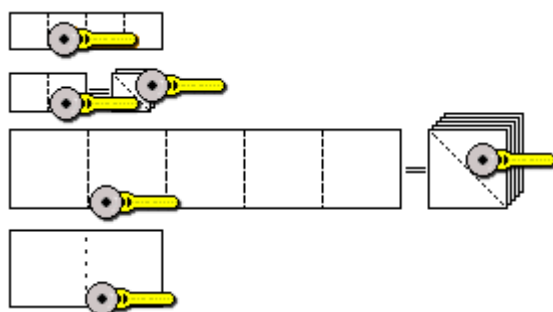


This is an original pattern. Please abide by the [Terms and Conditions of use!](#) :o)

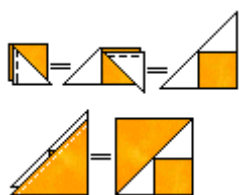
** Preparing the Pieces and Sewing the Block **



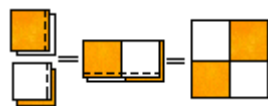
Start by cutting the Color 1 2" x 12" strip into six 2" squares. Next cut the Color 1 7-3/4" x 11-5/8" strip into six 3-7/8" squares. Stack these and cut them once on the diagonal to make six half square triangles...



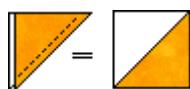
Then cut the Color 2 2" x 8" strip into four 2" squares. Cut the Color 2 2-3/8" x 4-3/4" strip into two 2-3/8" squares. Stack these and cut them once on the diagonal to make four half square triangles. Now cut the Color 2 3-7/8" x 19-3/8" strip into five 3-7/8" squares. Stack those and cut once on the diagonal to make ten half square triangles. Cut the Color 2 3-1/2" x 7" strip into two 3-1/2" squares...




Using a scant 1/4" seam (now and throughout the block) sew a Color 2 small half square triangle right sides together to the left of a Color 1 small square. Press seam towards triangle. Add another small Color 2 half square triangle to the top of the square and again press towards the triangle. Now sew a Color 1 half square triangle to the pieced triangle, pressing seam towards the Color 1 triangle. This unit should measure 3-1/2"; trim if needed. Make two units like this...



Now make a four patch unit as shown at left. This should also measure 3-1/2"; trim if needed. Make two of these...



Then sew the Color 1 and Color 2 3-7/8" half square triangles together in pairs to make half squares. Press seams to darker sides. Trim to measure 3-1/2" if needed.



Twin City Quilt Guild
808 Deerfield Dr.
North Tonawanda, New York 14120